



Artist Residency Review


Quinzone

2004/2005

Introduction

this is the second and final year of the Arts Council funded project. Enclosed is a summary of work undertaken in each school since last September. From this September the project moves on, with other funding, to Baskerville School to work on a major vocational training initiative. We hope too that we can continue much of this work under the heading of intervention in primary schools.

Keith Slater
Quinzone Co-ordinator
July 2005



Inside :

Four Dwellings High School 1

Woodhouse Primary School 2

Quinton Church School 2

World's End Juniors School 3

World's End Infants School 3


Four Dwellings Primary School 4

Baskerville School 4

Welsh House Farm Community School 5

Four Dwellings High School—Murals

Building on the mural work done in 2003, this year the students were given the task of creating a corridor of mask murals. The murals took in mask designs from around the world, and brought in many different styles of colouring and texture. The participants were from years 8-11, developing each others painting as the project progressed.





Woodhouse Primary School—Crazy Fruit Characters



Six boards of fruit and vegetable characters were produced to brighten up the dinner hall and help encourage healthy eating. Year 3 drew their own cartoon characters which were worked up using paint, and a collage of tissue paper, coloured sand, buttons and glass beads.



Quinton Church School—Figures in Motion

“I think they have learned that not all art has to be in one style—you can decide”


This project linked in with Year3’s curriculum work on studying figures in motion. We started with posing each other as statues in moving poses and photographed. These were the basis for 4 activities using drawing, clay, foil, bottle-tops and wooden blocks to explore how to create images of motion. Four of the photographed poses were selected to go towards a set of final murals. Life size paintings were created and moved onto wooden boards, using a Futurist sculpture and painting, DuChamp’s ‘Nude Descending Staircase’, and a photograph by Muybridge as stimulus. These were then painted and developed with a collage of wood and mosaic.





World's End Juniors—The Walled Garden

The theme of these playground murals was a walled garden. From a mass of drawings by the children a selection of images were produced on wooden boards. The pupils experimented with colour mixing and creating texture with thick paint to create their garden plants and creatures. These pictures were set on wooden blocks on a painted background at different heights to



create a 3D effect.

Four 8ft x 4ft boards were produced in total to improve a small playground area.



World's End Infants—Perspex Pictures

Two Reception classes worked on a different kind of mural, using glass paints and Perspex sheets. Using the theme of celebrations as a starting point the children made drawings using chalks, crayons and felt pens, experimenting with the materials to discover what marks they could make. From these drawings the children used

outliner paste to transfer the drawings onto perspex, which were then painted over using glass paints. These perspex sheets were mounted onto a playground wall.



"the children made lots of the decisions during the activity"





Four Dwellings Primary School– Lunch Box

This project was worked on by Year 2 and 5 pupils and aimed to decorate the dinner hall with items from a good and a bad lunch box. Segments of fruit, vegetables, sweets and cakes were created from modroc, and then decorated with paint and coloured cellophane. These were hung in the windows, the good foods down one side, and the unhealthy down the other. To go with

these we also created two characters– Max (with the good lunchbox), and the Slob Monster (with the unhealthy one)



“increased pupils awareness of artist’s work...colour theory, painting techniques, scale etc”

Baskerville School—Mosaic

The students worked on pictures of plants and animals, sticking mosaic tiles onto brown parcel paper. As the mosaic developed these separate pieces were brought together to form larger segments of the design. The finished pieces were set into

adhesive and grout before the paper was soaked off to reveal the mosaic.

The students at Baskerville have a range of learning difficulties, some more profound than others, and the participants found the sorting,

selecting and arranging aspect of the activity a positive and calming experience.

(Sorry! No pictures available!)




Welsh House Farm— Printmaking

The challenge for this project was to spend a day in each class using printmaking as a method to build on the topic work that was happening at that time. This ranged from the Tudors, dinosaurs, Remembrance Day to tessellated patterns. Different techniques were used including block prints, transfer prints and screen prints.



"lots of ideas for future projects taken from this activity"





Quinzone

The Quinzone Centre
392 Quinton Road West
Quinton
Birmingham B32 1PJ

Tel 0121 423 3000
Fax 0121 421 3111
Email ann.clarkson@quinzone.bham.org.uk
www.quinzone.bham.org.uk

Mark Riley
Creative~States
252 Fordhouse Lane
Stirchley

Birmingham B30 3AB
Tel/Fax 0121 242 3780
Mob 07733287712
Email mark@creative-states.co.uk
www.creative-states.co.uk

Quinzone

Quinzone is the Excellence in Cities Education Action Zone in Quinton. It was established in 2001 and aims to improve teaching and learning in schools and community access to learning. The Quinzone Centre comprises of;

- **Base for Zone work on targeted intervention in 6 Quinton Primary Schools.**
- **A children's Art Gallery opened by Jonathan Watkin, Curator of the Ikon Gallery, in March 2002.**
- **2 major Police/Youth Work initiatives, Safe Haven and Youth Inclusion Support Panel.**
- **ICT Training Centre, funded by NOF, for adults.**
- **Quinzone/Lovell Construction Training Academy**
- **Quinzone Hair & Beauty Training Academy**
- **Horticulture Training.**

This project was
funded by the Arts
Council England.

